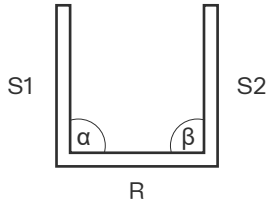


U-shape Assembly 1

Assemblies according
to quality standard 3.0

Rieder

sharp-edged



Dimensions

| | |
|----------------------------------|--|
| S1/S2 | 50 – 1500 mm (angle = 90°) |
| S1/S2 | 85 – 1500 mm (angle < > 90°) |
| R | 140 – 1500 mm |
| Unrolling | max. 2000 mm |
| Angle α | 75° – 179° (special angles on request) |
| Length | max. 5000 mm (7000 mm on request) |
| Mounting | basic / plug & play |


Colours**



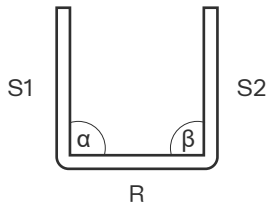
Textures



Surfaces



round-edged



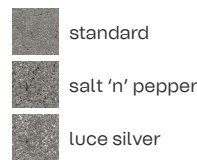
Dimensions

| | |
|----------------------------------|-----------------------------------|
| S1/S2 | 50 – 1500 mm (angle = 90°) |
| R | 140 – 1500 mm |
| Unrolling | max. 2000 mm |
| Angle α | 90° (special angles on request) |
| Length | max. 5000 mm (7000 mm on request) |
| Radius for edge | ~ 8 mm |
| Mounting | basic / plug & play |

Colours**



Textures



Surfaces



Workflow

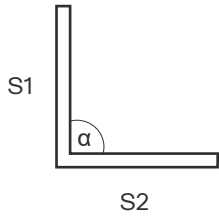
* With a matt finish the edge may appear lighter in the chamfer area.
** Not all colours can be combined with all textures (see roadmap for more information).

L-shape Assembly 2

Assemblies according to quality standard 3.0

Rieder

sharp-edged



Dimensions

| | |
|------------------|---|
| S1 | 50 – 1500 mm (angle = 90°) 85 – 1500 mm (angle <> 90°) |
| S2 | 70 – 1500 mm (angle = 90°) 85 – 1500 mm (angle <> 90°) |
| Unrolling | max. 2000 mm |
| Angle α | 75° – 179° (special angles on request) |
| Length | max. 5000 mm (7000 mm on request) |
| Mounting | basic / plug & play |

Colours**

| | | | |
|--------------|--------|------------|-----------|
| polar white | terra | terracotta | sahara |
| off-white | larch | coralline | sandstone |
| ivory | oak | oxide red | cotton |
| silvergrey | walnut | burgundy | vanilla |
| chrome | ebony | merlot | almond |
| anthracite | | | green |
| liquid black | | | |

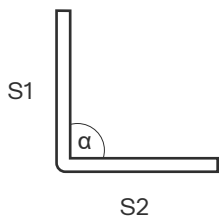
Textures

| |
|-----------------|
| standard |
| vintage |
| terrazzo black |
| salt 'n' pepper |
| luce silver |
| groove |

Surfaces

| |
|-------------|
| matt* |
| ferro light |
| ferro |
| ferro plus |

round-edged



Dimensions

| | |
|------------------------|-----------------------------------|
| S1 | 50 – 1500 mm (if angle = 90°) |
| S2 | 70 – 1500 mm (if angle = 90°) |
| Unrolling | max. 2000 mm |
| Angle α | 90° (special angles on request) |
| Length | max. 5000 mm (7000 mm on request) |
| Radius for edge | ~ 8 mm |
| Mounting | basic / plug & play |

Colours**

| | | | |
|--------------|--------|------------|-----------|
| polar white | terra | terracotta | sahara |
| off-white | larch | coralline | sandstone |
| ivory | oak | oxide red | cotton |
| silvergrey | walnut | burgundy | vanilla |
| chrome | ebony | merlot | almond |
| anthracite | | | green |
| liquid black | | | |

Textures

| |
|-----------------|
| standard |
| salt 'n' pepper |
| luce silver |

Surfaces

| |
|-------|
| ferro |
|-------|

Workflow

* With a matt finish the edge may appear lighter in the chamfer area.
** Not all colours can be combined with all textures (see roadmap for more information).

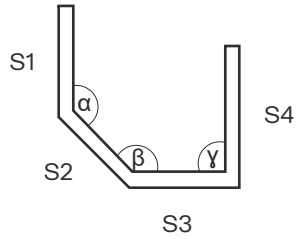
Special shape (on request)

Assembly 3

Assemblies according to quality standard 3.0

Rieder

sharp-edged



Dimensions

| | |
|------------------|--|
| S1 | 85 – 1500 mm |
| S2/S3 | 170 – 1500 mm |
| S4 | 50 – 1500 mm |
| Unrolling | max. 2000 mm |
| Angle α | 85° – 179° (special angles on request) |
| Length | max. 5000 mm (7000 mm on request) |
| Mounting | basic / plug & play |

Colours**

| | | | | | | | |
|--|--------------|--|--------|--|------------|--|-----------|
| | polar white | | terra | | terracotta | | sahara |
| | off-white | | larch | | coralline | | sandstone |
| | ivory | | oak | | oxide red | | cotton |
| | silvergry | | walnut | | burgundy | | vanilla |
| | chrome | | ebony | | merlot | | almond |
| | anthracite | | | | | | green |
| | liquid black | | | | | | |

Textures

| | |
|--|-----------------|
| | standard |
| | vintage |
| | terrazzo black |
| | salt 'n' pepper |
| | luce silver |
| | groove |

Surfaces

| | |
|--|-------------|
| | matt* |
| | ferro light |
| | ferro |
| | ferro plus |

Workflow

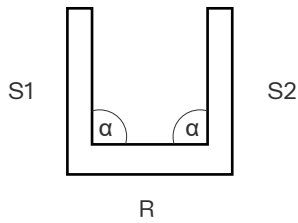
* With a matt finish the edge may appear lighter in the chamfer area.
 ** Not all colours can be combined with all textures (see roadmap for more information).

fins
Assembly 4

Assemblies according to quality standard 3.0

Rieder

sharp-edged



Dimensions

| | |
|--------------------|-----------------------------------|
| S1 = S2 = R | |
| small | 80 mm |
| medium | 100 mm |
| large | 120 mm |
| x-large | 140 mm |
| Angle α | 90° |
| Length | max. 3600 mm (5000 mm on request) |
| Mounting | basic / plug & play |

Colours**

| | | | |
|--------------|--------|------------|-----------|
| polar white | terra | terracotta | sahara |
| off-white | larch | coralline | sandstone |
| ivory | oak | oxide red | cotton |
| silvergrey | walnut | burgundy | vanilla |
| chrome | ebony | merlot | almond |
| anthracite | | | green |
| liquid black | | | |

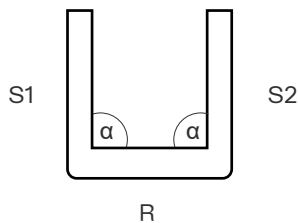
Textures

| |
|----------|
| standard |
|----------|

Surfaces

| |
|-------------|
| matt* |
| ferro light |
| ferro |

round-edged



Dimensions

| | |
|------------------------|-----------------------------------|
| S1 = S2 = R | |
| small | 80 mm |
| medium | 100 mm |
| large | 120 mm |
| x-large | 140 mm |
| Angle α | 90° |
| Length | max. 3600 mm (5000 mm on request) |
| Radius for edge | ~ 8 mm |
| Mounting | basic / plug & play |

Colours**

| | | | |
|--------------|--------|------------|-----------|
| polar white | terra | terracotta | sahara |
| off-white | larch | coralline | sandstone |
| ivory | oak | oxide red | cotton |
| silvergrey | walnut | burgundy | vanilla |
| chrome | ebony | merlot | almond |
| anthracite | | | green |
| liquid black | | | |

Textures

| |
|----------|
| standard |
|----------|

Surfaces

| |
|-------|
| ferro |
|-------|

Workflow

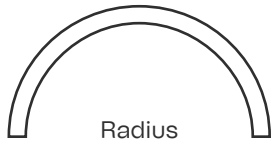
* With a matt finish the edge may appear lighter in the chamfer area.
** Not all colours can be combined with all textures (see roadmap for more information).

C-shape Assembly 5

Assemblies according
to quality standard 3.0

Rieder

Exposed side outside and inside
= convex = concave




Dimensions

Unrolling width: max. 1500 mm
Length up to 3800 mm
Radius min. 300 mm - ∞
 max. 180°, convex, concave

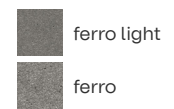
Colours*



Textures



Surfaces



Workflow

* Not all colours can be combined with all textures (see roadmap for more information).

Last updated 03_2023